



NORWOOD

WINDOWS & DOORS

WINDOW & DOOR DESIGN GUIDE

norwoodwindows.ca

PRODUCT
CATALOGUE

Table of Content

3 Never Ordinary

8 Our Selection of Windows

- 4 Standard Exterior Paint Colors
- 6 Standard Interior Paint Colors
- 7 Glazing and Divided Lites
- 10 Outswing Casement
- 10 French Outswing Casement
- 11 French Inswing Casement
- 11 King Heritage Collection
- 12 Screen Options
- 13 Single and Double Hung
- 15 Weight and Chain
- 16 Screen Options
- 17 Bow and Bay
- 18 Direct Set
- 19 Various Windows
- 20 Custom Windows
- 23 Portfolio

26 Our Selection of Doors

- 26 Entrance Systems
- 28 Wood Doors
- 29 Door Sill Options
- 30 Custom Doors
- 31 French Doors
- 33 Slimline Doors
- 35 Sliding and Garden Patio Doors
- 37 Lift and Slide Doors
- 39 Folding Door Systems
- 41 Steel and Fiberglass Entrance systems

42 Options

- 42 Casing Options
- 44 Clad casings & Subsills combined
- 45 Decorative Glazing

46 Environmental Highlights

- 46 Environmentally Friendly
- 47 Energy Saving

DISTINCTIVELY

N

As you consult our product catalog, you will notice the *Distinctly N* symbol. Our aim is to highlight processes or product features that are either unique to Norwood or not commonly used in the industry.

Distinctively N highlights our commitment to providing you with a distinctive, superior, long-lasting product every time.

Awards

Wildwood Academy

AWARD OF EXCELLENCE WINNER

in Oakville Ontario's Urban Design Awards.
Gren Weis Architect and Associates.
Photographs courtesy of John Hassard.

Greenwood Residence

AWARD OF DISTINCTION WINNER

in Oakville Ontario's Urban Design Awards.
ATA Architects Inc.
Photograph courtesy of Daniel Dudka.

Private residence

Summit, New Jersey.
Kapusinski Luongo Architects.
Photograph provided by Hub Willson.



Skills, Pride & Integrity

NEVER ORDINARY



Norwood celebrates pride of longevity with a 60 year tradition of fine craftsmanship, the roots of which are found deeply entrenched in our Atlantic Canadian way of life.

Our family of skilled craftspeople and talented designers are descended from generations of lumbermen, shipbuilders, furniture makers and carvers whose hands knew the character, texture and nuance of wood. These were artisans for whom creating a quality product that endured the test of time and weather was not only a matter of pride, but also the mark of integrity. And this remains our goal today.

TWO EXTERIOR FINISH CHOICES

High Performing wood windows and doors deserve a finish you can depend on for years. We offer 2 options of low maintenance exterior finishes we are so confident about that we back them with long term warranties. Our exterior finishes give long lasting protection while maintaining their beautiful colors to help enhance your curb appeal for years to come.

1 - Norcoat™



ORDER A TWO TONE OPTION. Specify one color or stain for the outside and another for the inside.

EXTERIOR PAINT COLOURS. We offer over 300 colours, as well as endless custom colours, you get the flexibility you need to create a truly unique project. Many colours are displayed on our web site, but ask your dealer to see all the standard colours available.

2 - Norclad™



AAMA 2605 / 70% KYNAR FINISHES. Norwood's low maintenance clad-wood products feature an extruded aluminum finished in the industry leading high performance PVDF fluoropolymer paint. Our formula includes 70% Kynar 500 PVDF (polyvinylidene fluoride) resin and meets the toughest specifications of the American Architectural Manufacturers Association (AAMA) 2605. You can expect your pallet of choice to resist weathering, fading and chalking even in harsh sun or extreme weather conditions. Custom color matching is also available.

Standard Exterior Paint Colors



DISTINCTIVELY **N**

15-year warranty

MOONLIT SNOW	SANDSTONE	COMMERCIAL BROWN
CHANTILLY LACE	SIMARD SABLE	BITTERSWEET CHOCOLATE
BRILLIANT WHITE	ROASTED PEPPER	BROOKLYN BRONZE
NORCLAD WHITE	HEATHER'S GREY	MOONLESS BLACK
COHEN WHITE	IRON ORE	MIDWAY BLACK
WHITE	HARTFORD GREEN	FOREST GREEN
CLOUD WHITE	MERITCO BROWN	WHITCHING HOUR
DELICATE WHITE	WROUGHT IRON	OIL SHALE
BURTON CREAM	MARS GREY	BLACK PANTHER
DOVE WHITE	GRAPHITE	COAL BLACK
SANDY BEIGE	BINSCARTHY GREY	PITCH BLACK
SEQUOIA DUSK	SLATE	CELTIC BLACK
COPLEY GREY	MIDNIGHT SURF	
CLAY BEIGE	BEDFORD BLACK	

Colors may not be exactly as shown.

Clad Paint Exterior Colors

Choose from our 14 standard clad paint colors or create your own personal style with our custom paint color option.

DELICATE WHITE	HARTFORD GREEN
NORCLAD WHITE	GRAPHITE
SANDY BEIGE	SLATE
SANDSTONE	MIDNIGHT SURF
SIMARD SABLE	IRON ORE
BROOKLYN BRONZE	CELTIC BLACK
HEATHER'S GREY	BLACK PANTHER



2605 FINISH
Meets AAMA (American Architectural Manufacturers Association) specifications.

Colors may not be exactly as shown. Please consult your Norwood Windows & Doors dealer for actual color chips.

The NORCOAT™ Advantage



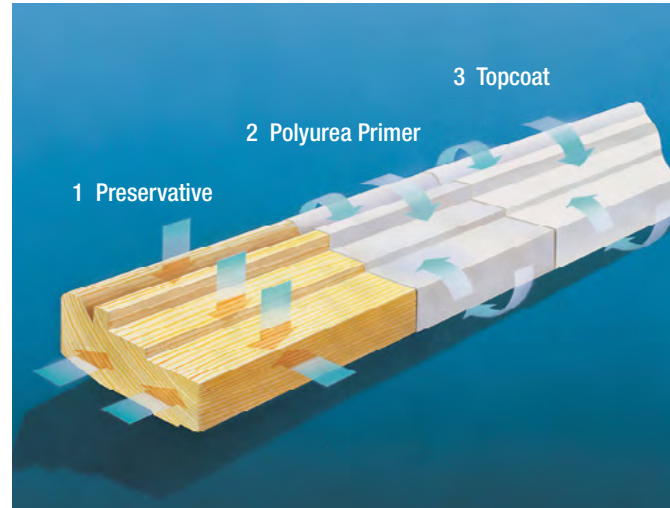
Warranted Norcoat factory finish encourages you to dream in colour.

Protect the parts paint can't reach.

Three-part Norcoat factory finish is electrostatically bonded to each component before final assembly.

Choose our Norcoat factory finish and receive beautifully coloured windows and doors without the maintenance hassles.

Norcoat is the industry's highest quality, exterior wood finish. In the three-step process, components are soaked and coated twice before assembly for greater resistance to the elements than the finest paint. And, by offering over 300 colours, as well as endless custom colours, you get the flexibility you need to create a truly unique project. Many colours are displayed on our website. Ask your dealer to see all the standard colours available.



The NORCLAD™ Advantage

Our NORCLAD SERIES of extruded aluminum clad windows and doors brings together the best of both worlds. With the easy-to-maintain and weather resistance of aluminum clad combined with the warmth and customization of a solid wood interior.

Our extruded aluminum clad product line is broad and offers individualized solutions that exceed even the most stringent requirements of residential, commercial and institutional projects alike.

No matter the style, size, color and features, all our extruded aluminum clad windows and doors are constructed using the same proven manufacturing and quality control processes that Norwood has prioritized since day one.

Benefits of Wood

- Maintains its properties throughout drastic temperature changes
- Gives exceptional insulation
- Brings a warm, natural look to many building styles
- Endless customization options

Benefits of Extruded Aluminum

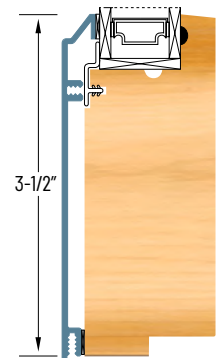
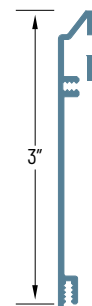
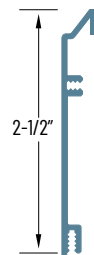
- Long-lasting color and performance
- Available in a multitude of colors
- Low maintenance and weather resistant
- The extruded aluminum clad sits away from the wood allowing for air circulation that translates to higher U-values



Clad Stiles & Rails

Choose from one of our five standard sizes of stiles and rails or combine to create your own look.

See dealer for details.



STAINS

Interior Colors

We offer 12 factory and hand applied stain options.

Norwood is one of the few manufacturers to offer factory staining options.


Our industry-leading stains feature a five-step staining process that involves a specially-formulated sealant, the selected stain, and a protective clear coat – all applied to each component before assembly.



CLEARCOAT



WHEAT



MANGO



CHAMPAGNE



OXFORD



MORNINGSIDE




CHERRY



BLACKBERRY



HARVEST



ANTIQUE



COFFEE BEAN



BLACK

Choose split-finish.

Have the exterior done in one colour and leave the interior natural to paint or stain on site.



Stains are shown on Maple. Consult your Norwood Windows & Doors dealer for samples.

WOOD SPECIES

DISTINCTIVELY **N**

We ALSO offer a variety of WOOD species to suit your discriminating specifications. We remain one of the few companies to offer this option.

If an exotic wood species is your choice, let us know. We will work our magic.



PINE



CEDAR



MAPLE



WHITE OAK



MAHOGANY



RED OAK




BIRCH



CHERRY




DOUGLAS FIR



WALNUT

You can even mix woods.

Here, a Mahogany window has a Cedar subsill.



Paint and stain colors may not be exactly as shown. Please consult your Norwood Windows & Doors dealer for actual color chips.

Standard Interior Paint Colors

DISTINCTIVELY **N**

15-year warranty



MOONLIT SNOW



CHANTILLY LACE




BRILLIANT WHITE



NORCLAD WHITE



COHEN WHITE



WHITE



CLOUD WHITE



DELICATE WHITE




BURTON CREAM



DOVE WHITE



SANDY BEIGE



SEQUOIA DUSK



COPLEY GREY



CLAY BEIGE



SANDSTONE



SIMARD SABLE



ROASTED PEPPER



HEATHER'S GREY



IRON ORE



HARTFORD GREEN



MERITCO BROWN



WROUGHT IRON



MARS GREY



GRAPHITE



BINSCARTH Y GREY



SLATE



MIDNIGHT SURF



BEDFORD BLACK



COMMERCIAL BROWN



BITTERSWEET CHOCOLATE



BROOKLYN BRONZE



MOONLESS BLACK



MIDWAY BLACK




FOREST GREEN



WHITCHING HOUR



OIL SHALE



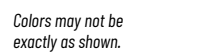
BLACK PANTHER



COAL BLACK



PITCH BLACK



CELTIC BLACK

Colors may not be exactly as shown.

Order a two tone option.

Specify one color or stain for the outside and another for the inside.





GLAZING

So many options... Let us help you make the right choice.

Norclad features some of the most up-to-date window technology as well as many decorative glazing options, along with low-E argon gas. Let us help you find the best solution for your needs.

DOUBLE GLAZE INSULATED

A very popular choice, our double-glazed glass will certainly meet your needs.



TRIPLE GLAZE INSULATED

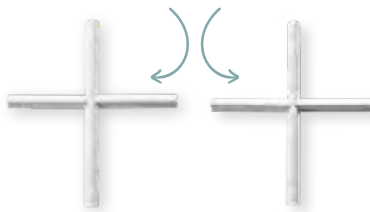
For increased energy performance and soundproofing, triple-glazed glass is the right choice.



DIVIDED LITES

We offer many interior and exterior Divided lites options for you to choose from.

Divided lites give windows and doors additional style and architectural interest.



SIMULATED DIVIDED LITES



CLAD EXTERIOR SDL OPTIONS

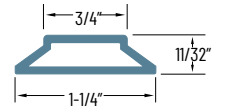
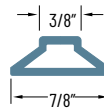
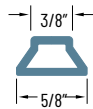


True Putty 5/8"

Putty 5/8"

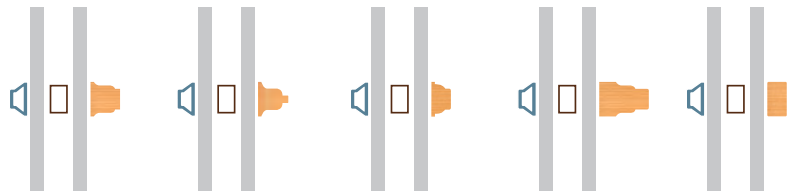
Putty 7/8"

Putty 1-1/4"



Additional profiles available in wood.

WOOD INTERIOR SDL OPTIONS



Resto 5/8"

Historic 5/8"

Ovalo 5/8"

Heritage 5/8"

Square 5/8"

STANDARD: also available in 7/8", 1 1/4" and other widths and profiles.



Don't see what you are looking for? Speak to your windows and doors specialist about a Norwood custom solution.

OUR SELECTION OF WINDOWS

For over 60 years Norwood has been producing finely crafted wood windows for the discerning architect and homebuilder.



Modern
convenience with
a traditional
soul

Manufactured in Eastern Canada and rigorously tested to withstand the brutal cold of northern winters, our wide selection of quality windows offers homeowners the perfect blend of form and function... with a touch of elegance only real wood can provide. Our environmentally friendly manufacturing processes also mean that the enhanced beauty of your space is not the only thing you'll have to feel good about when you choose Norwood.

All Norwood windows are built to exacting standards using the finest materials available. Choose from our extensive list of existing styles, shapes, colours and sizes, or let our custom shop build you something truly unique.

Our highly-skilled team of designers, engineers and craftspeople thrive on innovation. They've been pushing their own creative limits for over 60 years.

≡
CASEMENT WINDOWS



OUTSWING CASEMENTS

THE BEAUTY OF MODERN AND TRADITION

Norwood Casement Windows are the ideal choice for many architectural styles. They offer excellent, unobstructed views and precise, roto-gear control for venting along with the added security of multipoint locks. For screen options see page 12.

OUTSWING CASEMENT



For more finishes, visit norwoodwindows.ca

Our windows are equipped with Roto Hardware folding handles.

ROTO HARDWARE FOLDING HANDLES



FRENCH OUTSWING CASEMENTS


A HALLMARK OF EUROPEAN DESIGN

Open the sashes to a clear, unobstructed view. We've paired the best of European window design with North American practicality. This clean design, free of a center post, can be dressed up with traditional manual locks and sash stay for an Old World style. Outswing hardware finish choices include Oil Rubbed Bronze, Non lacquered Brass, Bright Brass (standard) and Satin Nickel.

OUTSWING CASEMENT



FRENCH OUTSWING HANDLES



Cremone bolts are available with our french inswing or french outswing casements.

Satin Nickel Melron handles

Multi-point locking is available in a variety of finishes, Bright Brass (standard).

FRENCH INSWING CASEMENTS

FOR A MORE EUROPEAN STYLING

Choosing a Norwood Single or Double Inswing Casement window brings a truly European flair to your home.

DISTINCTIVELY **N**



AVAILABLE
IN Wood
only

For more finishes, visit norwoodwindows.ca



Satin Nickel Melron handles



Brush Chrome Varona handles

Multi-point locking is available in a variety of finishes, Bright Brass (standard).



KING HERITAGE COLLECTION

THE BLENDING OF CLASSIC MODERN AND TRADITION

King Heritage Casements are an addition to our casement family of quality windows. Modeled after the large, elegant proportions of real historical properties, they are sure to enhance the beauty and authenticity of any restoration or re-creation.




AVAILABLE
IN Wood
only

For more hardware information and learn about our heritage proportions option, visit norwoodwindows.ca


PHELPS HARDWARE



CF222



CF780



Hook-PLS40



Bolt-WSB75



CSB34



SCREEN OPTIONS

What better way to add more light to a room?



TRADITIONAL



This traditional favorite is quality built by Norwood to compliment many of our windows and doors.

Norwood screens are beautifully designed for both form and flexibility, allowing our customers to choose between screened and screen-free living with ease. Our traditional screens are available with both wooden and standard aluminum frames.

SWINGING SCREENS


Swinging screens are built standard with high-quality wooden frames matched to the colour of the window interior frame. Invite your Norwood dealer to help you decide which option is best for you.



ROLL-DOWN SCREENS



Designed to fit our line of casement windows and hungs, roll-down screens are mounted at the top of the frame and simply roll down in front of the window when needed, and roll back up when not.





SINGLE OR DOUBLE HUNG WINDOWS



Modern
technology meets
traditional
styling

SINGLE OR DOUBLE HUNG WINDOWS

Optional stile and rail sizes available including 3 meeting rail sizes.

500 SERIES SINGLE OR DOUBLE HUNG

This series features a more robust construction with heavier sash proportions and higher residential and commercial performance ratings. All options and benefits are available.



Roll-up or roll-down screens available. See page 16.

DOUBLE HUNG 500 SERIES INSERT

If you want the convenience and durability of quality window replacements, while maintaining your home's existing architectural integrity, then the Insert Double Hung 500 series is your choice. Built precisely to fit your window opening, these inserts allow you to preserve the interior and exterior casing and trim.

500 DOUBLE-HUNG



CLAD exterior

500 DOUBLE-HUNG INSERT



Wood exterior



WEIGHT AND CHAIN

A piece of modern history.

DISTINCTIVELY **N**

The popular double-hung combines period charm with modern reliability, dependable chains in a variety of finishes are available for a smooth, predictable travel. Or, by special request, ropes and weights can be provided for that authentic look. Add the roll-up screen option to compliment this historical system.



A true **weight and chain system** supports the bottom sash while the upper sash is operated by a standard block n' tackle balance. Both upper and lower sashes are available with tilt action – a unique feature exclusive to Norwood weight and chain windows.

HARDWARE

PHELPS



LK281



LKF14



LKF18

Sash Locks from Phelps

Available in: Polished Lacquered Brass, Polished Unlacquered Brass, Oil Rubbed Bronze, Satin Nickel, Polished Nickel

TRUTH RESTORATION



Locks and Lifts for Double Hungs

Available in: Bright Brass, Brush Chrome, Oil Rubbed Bronze, White, Faux ORB, Antique Brass, Black

TRADITIONAL



Available in: Antique Brass, Bright Chrome, Bright Brass, Brush Chrome, Satin Nickel, Black

SCREEN OPTIONS

TRADITIONAL

Norwood screens are beautifully designed for both form and flexibility, allowing our customers to choose between screened and screen-free living with ease. Our traditional screens are available with both wooden and standard aluminum frames.



ROLL-UP SCREENS

Suitable for our single and double-hung lines, roll-up screens are attached to the bottom of the lower sash, enabling them to follow the sash travel when opened. Don't want the screen to be visible? Simply release the screen bar from the convenient clip system.

DISTINCTIVELY **N**



BOW & BAY WINDOWS

EXPAND YOUR HORIZON AND YOUR INTERIOR SPACE... WITH NORWOOD BOW AND BAY WINDOWS.

Each model can be custom built to suit any combination of size, colour and angle. Available in casement, single and double hung, why not give your favorite room a little something extra today?



CASEMENT BAYS



SINGLE & DOUBLE HUNG BAYS



CASEMENT BOWS



DIRECT SET WINDOWS

Visualize how this technologically advanced version of a traditional favorite is surfacing in all sorts of innovative locations.

Let the light
shine in...
beautifully



A popular choice for commercial applications, frequently used in residential designs, this enhanced design – used singularly or in combination with other units – allows for a more streamlined effect.



VARIOUS WINDOW STYLES

The **ideal** window designed to provide **protected ventilation**

AWNING WINDOWS

Norwood awning windows allow the fresh air in, while keeping out the rain. And this window's exceptional weatherstripping means wind is never a problem. Wind pressure actually enhances the seal.

Our awning windows are capable of large oversized operators of up to 72" in height, as per Roto engineering.



Drive Compact White



Foldaway Square-Black



OVAL & CIRCLE WINDOWS

Now that the architects have seen how versatile we are, they have us running circles around the competition with some of the most beautiful windows we have ever produced. Look around your home and make plans for a chance to make a special statement in curving wood and glass. Circle Units can be ordered as operable, complete with a push bar stay or designed as a Venting Rotary Window.

Venting Rotary Window



AVAILABLE IN Wood only



Operating

OTHER WINDOWS

Hopper Window



AVAILABLE IN Wood only

Glider Window



Octagon Windows



Fixed, Direct Set



Operating

LOCKS



Transom Catch



Lever Lock

PUSH OUT HARDWARE





CUSTOM WINDOW STYLES

If you can
dream it, we
can build it.



And even if you can't dream it, chances are we can. The skilled designers and craftspeople of Norwood's custom shop have been turning dreams into reality for over 60 years.

From exotic woods, to custom shapes, to specialized colours and intricate designs, Norwood's custom shop begins where our standard product lines end, and continues on to include the truly unique and unusual. Take advantage of standard windows slightly modified to suit your personal sense of style, or mimic some of our more daring and elaborate creations. Because we cut, mill, shape and finish all of our own wood at our own 250,000 square foot facility, your dreams can become reality for far less than you think.



AVAILABLE
IN Wood
only

Bent Glass Window

CUSTOM WINDOW STYLES



The authentic look of a true divided lite

Creating the look of actual historical windows is standard at Norwood, with the SDL bar feature.

Quarter-Rounds and Half-Rounds



Camber-Top Windows



Extended Quarter-Rounds and Half-Rounds



Custom Shapes



Elliptical Windows



AVAILABLE
IN Wood
only



CUSTOM WINDOW STYLES

Let us build
the look
you want.




Pilasters are available for windows and doors.



P713 P77

Take a standard Single or Double Hung Window, add a Wide Board Casing and/or Pediment with Keystone.



Keystones are available in three different sizes or we can make them as special orders.



For more information on window styles and finishes, visit your local dealer or visit norwoodwindows.ca



PORTFOLIO WINDOWS

Customizable.
Durable.
Affordable.

These three adjectives describe a well-known recipe for commercial success.

They also just happen to describe the products Norwood has been delivering to satisfied homeowners for six decades and counting.

Our success on the home front has made us an increasingly viable choice for commercial installations. Architects and business owners searching for cost-effective solutions without compromising on quality need look no further. Norwood's unique combination of craftsmanship and affordability is second to none.



Photos: Irving Chapel in Bouctouche New Brunswick





PORTFOLIO WINDOWS

From institutions of
higher learning
to institutions of a
higher calling





PORTFOLIO WINDOWS

Norwood commercial projects reflecting class, style, functionality



Photos: Lincoln Square in Wilmington, Delaware

OUR SELECTION OF DOORS

Norwood doors specializes in dramatic entrances.



The very
height
of style

☰
☰
☰
The luxurious texture of real wood, refined sensibilities of quality metal fixtures and superb craftsmanship down to the most intricate detail are sure to attract the attention of the most discriminating observer.

Whether you are looking for security, energy efficiency, or that certain indefinable “wow” factor, we are confident that our impressive selection of fine interior and exterior doors will outshine the competition in every aspect but one – price.

First impressions are the most memorable. Let the entrance of your home become the talk of your neighborhood – all for the right reasons.

Hand-selected wood, rich colours and stains, artisan-like details and top-quality fixtures all for a down-to-earth price.



Optional raised mouldings will dramatically enhance any wood entry system.



Entrances make important statements... About you and your home

Our talent for creating truly unique designs from a large variety of wood species, decorative glass and grille options, and then finishing them in over 300 decorator colours and stains, lets you say 'welcome' with a true sense of individuality and style.

Whether you choose from one of our existing designs or let us create your own design, your door will be carefully crafted to withstand the harsh realities of the northeastern coastal region and will keep your home comfortable and secure for generations.



WOOD DOOR SELECTIONS



The warmth
of wood

With a 60-year tradition of fine woodworking behind us, we specialize in creating outstanding wood entrance systems with 'outside-of-the-box' thinking and a zest for challenge. With Norwood, choice is the operative word.



SILL OPTIONS



HAVE IT YOUR WAY!

- Choose your door and sidelite shapes, sizes and combinations.
- Select the species of wood you want.
- Choose from over 300 factory colours and stains.
- Design your own grille patterns.
- Choose from wood and lead.
- Specify proportions of glazing, stiles and rails.
- Select from numerous casing options or order them custom.
- Select from a variety of specialty glazing and screens.
- Specify swing direction.
- Choose panel and raised moulding types.
- Choose your hinge types and finishes.
- Order custom jamb extensions.
- Choose your sill type and finish.
- Incorporate the secure 3 point locking system.

We offer various sill types. Shown, our standard sills are Bronze Anodized with an Oak crown. Solid wood sills are also available in Oak or Mahogany. Our barrier-free, low-profile sills are available in a Bronze Anodized finish, but only as outswing. We can also incorporate custom and architectural sills to suit your design.



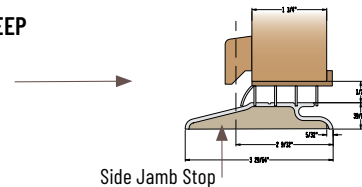
Low-profile sills are available in Bronze Anodized only as outswing.

A Bronze Anodized sill with Oak crown is standard.

Solid Oak or Mahogany sills are also available.

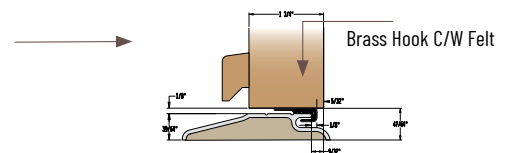
#11 SILL DETAIL C/W SWEEP

(2 ¼ also available)
Side Jamb at sill will be custom cut to fit custom bronze low profile 3 ½ sill



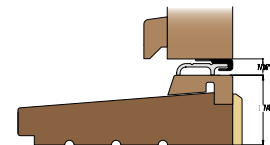
#12 SILL DETAIL C/W HOOK AND FELT

(2 ¼ also available)
Side Jamb at sill will be custom cut to fit custom bronze low profile 3 ½ sill



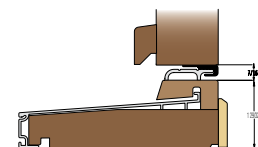
#13 HARDWOOD SILL C/W BRASS THRESHOLD AND HOOK

(2 ¼ also available)



#14 ALUMINUM SILL C/W BRASS THRESHOLD AND HOOK

(2 ¼ also available)



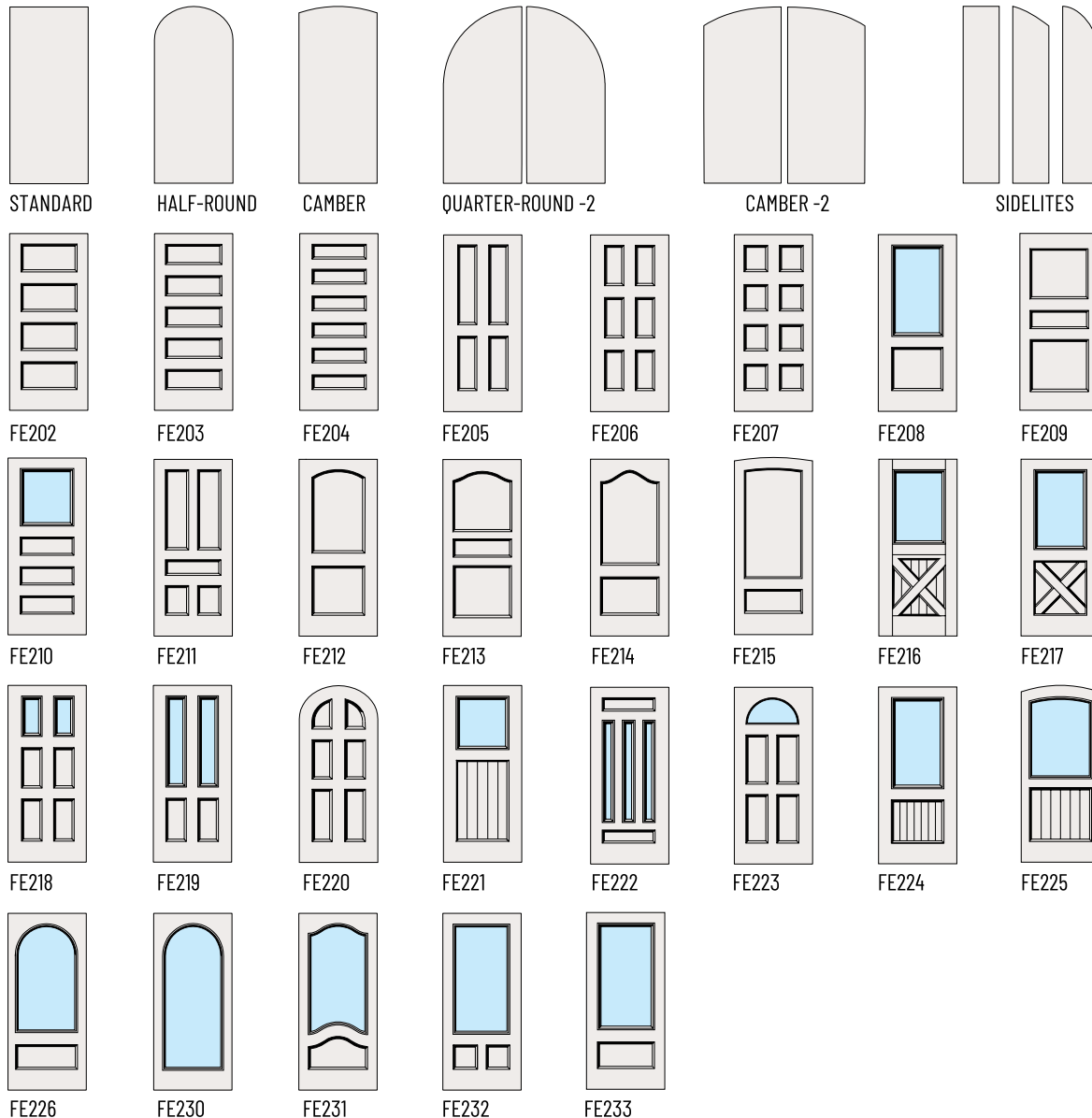
THESE SILLS ARE NOT RECOMMENDED FOR COLDER CLIMATES.

CUSTOM DOORS

Custom Orders
Are Our Specialty
Choose your wood and
sidelite shapes, panel
styles and detailing.

Wood doors are available in 1 3/4" or 2 1/4" thicknesses. Standard widths are 24", 28", 30", 32", 34" and 36". Custom widths are 38", 40" and 42". Maximum height is 9' (108"). Most of the doors shown are also available in camber, half-round and quarter-round tops with coordinating sidelites. Panels can be wood or glass with a variety of decorative glass and grille options.

Wood panels can be flat, raised, v-groove or cross-buck with optional raised mouldings. For our Front Entry, the standard stiles and head rails are 5 5/8". Sill rails are 9 1/4". Plus, the stiles and rails are made from engineered wood for added strength and dimensional stability. Custom stiles and rails are available.





FRENCH DOORS



Form, finish
& flexibility

FRENCH DOORS

Open up your indoor world...
Through the traditional elegance of Norwood's French Doors.

Appreciate the many security, convenience and energy saving features built into this modern version of a timeless classic. Attractively-proportioned Bright Brass handles operate a three-point locking system. Generous weather stripping, and a bronze anodized aluminum-clad sill complete the picture. Optional wood sills are available.

North America's leading architects keep coming back to Norwood time and time again for the beauty of wooden doors and windows professionally crafted to suit any design.



HARDWARE FRENCH DOORS



Available in: Bright Brass, Brush Chrome, Pewter, Antique Brass, Black, Dark Bronze, Oil Rubbed Bronze

Our door hardware is available in a variety of finishes. For more details, visit norwoodwindows.ca



SLIMLINE DOORS



Introducing
the slimline doors





SLIMLINE DOORS



DISTINCTIVELY **N**

The **SLIMLINE DOOR** gives the look of steel doors for less money, less delivery time and more energy efficiency.

Available in all wood or clad frame and wood door panel.



Visit our web site for more information: norwoodwindows.ca

SLIDING & GARDEN PATIO DOORS

SLIDING PATIO DOORS

New designs feature outside screens.



DUAL SLIDING FRENCH DOORS

New designs feature outside screens.



SLIDING & GARDEN PATIO DOORS

SLIDING PATIO DOORS

The Norwood Sliding Patio Door features giant panels of unobstructed view – easy to operate, energy efficient and secure.

Available in five-, six- or eight-foot widths and two different heights, a tandem steel ball bearing roller system keeps our Patio Door sliding with ease. As are the solid wood frames complimented with tamper proof locks.

*Seeing
the big
picture*



SLIDING PATIO DOORS HARDWARE

LEGACY HANDLE



Bright Brass




Antique Brass



Brushed Chrome

**OPTIONAL PATIO
DOOR DEADBOLT**
for ventilation
with security.



HANDLE SET FOR SLIDING DOORS

Sleek modern design for a contemporary look

Compatible with industry standard single or multi-point mortise locks, the locking point located above the handle provides easy access to the thumb turn or optional key cylinder. Signature 40.68 and 40.70 handle sets fit stile thicknesses ranging from 1.25" to 2.25", and also offer inactive configurations for OXXO doors.

- Plated decorative finishes on solid brass, and painted finishes on zinc



CONTEMPORARY OFFSET 40.70



CONTEMPORARY INLINE 40.68

Available in:

Brass PVD (JA), Bronze PVD (JD),
Faux Bronze (FB), Gloss Black (02),
Matte Black (BK), Satin Nickel PVD (33), White (32)

Visit our web site for more information: norwoodwindows.ca



LIFT & SLIDE DOORS



Planning your
dream
home?

LIFT & SLIDE DOORS



Why would you want to settle for a traditional sliding door. Aspire to incorporate the Lift and Slide Patio Door System within your design, created to support extraordinarily large, magnum patio door panels.

In its closed, locked position the doors rest securely against the sill for a weather tight seal. By engaging the innovative release, the door panels will be raised from its mooring and slide with ease. This door panel system can be designed to accommodate the stacking of one panel in front of another when opened, providing a dramatic effect.



HARDWARE


Handles. Available in Dark brown (shown here), white and aluminum.





FOLDING DOORS SYSTEMS

Inside...
meet
outside



FOLDING DOOR SYSTEMS

Norwood's latest addition to its quality line of solid wood doors is the Folding Door System.

It is a virtual wall of folding wood and glass designed to help you bring the outside in on those warm summer days, and keep the inside warm and dry when the weather turns foul.

Custom built to enclose large openings, Norwood's folding door system is weather tight, easy to maneuver, beautiful to look at, and comes complete with stainless steel hardware resistant to the damaging effects of rust and corrosion. Numerous folding arrangements can be designed to suit every application.

You're going to like each other



Concealed Twin-Point Lock option available

HARDWARE



SWING HANDLE

DF3: Aluminum handle (4 finishes)

DF4: Stainless Steel Handle (2 finishes)

LT2 TRANSMISSION HOUSING

brushed metallic aluminum
or black anodized finish

DF3 Twinpoint swing handle, 4 finishes over cast aluminum

SATIN ALUMINUM
POWDER COAT

BLACK
POWDER COAT

BRONZE POWDER
COAT

PLEASE NOTE: colors & finishes are indicative only.

LT2 TwinPoint Housing Cover Plate Finishes

BRUSHED METALLIC
ALUMINUM

BLACK ANODIZED
ALUMINUM

DF4 Twinpoint Swing Handle (SS)







BRUSHED
STAINLESS
STEEL



PVD BRONZE
OVER
STAINLESS
STEEL

Solid brass, bronze powder coat or stainless steel hardware available.





STEEL & FIBERGLASS ENTRANCE SYSTEMS



Our steel and fiberglass door panel are available upon request.

CASING OPTIONS

BUILDING A CASE FOR ARCHITECTURAL HARMONY.

DISTINCTIVELY **N** Over 4000 profiles to choose from.

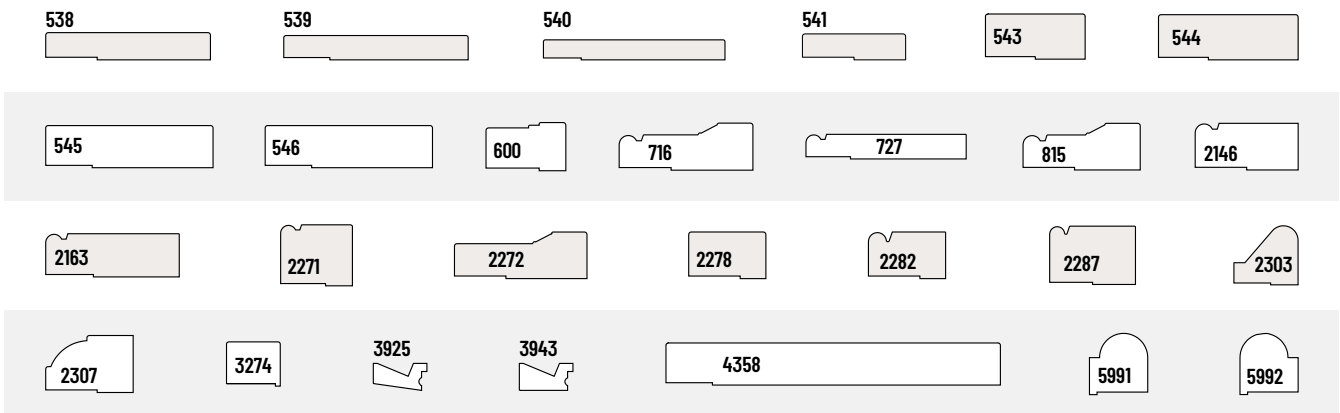
Norwood products typically have slender, elegantly proportioned casings suitable for many of today's architectural styles.

In some cases, various architectural styles are better suited with the appropriate optional Casings, Backbands, Subsills and other trim features like Pediments, Pilasters and Keystones to name a few.

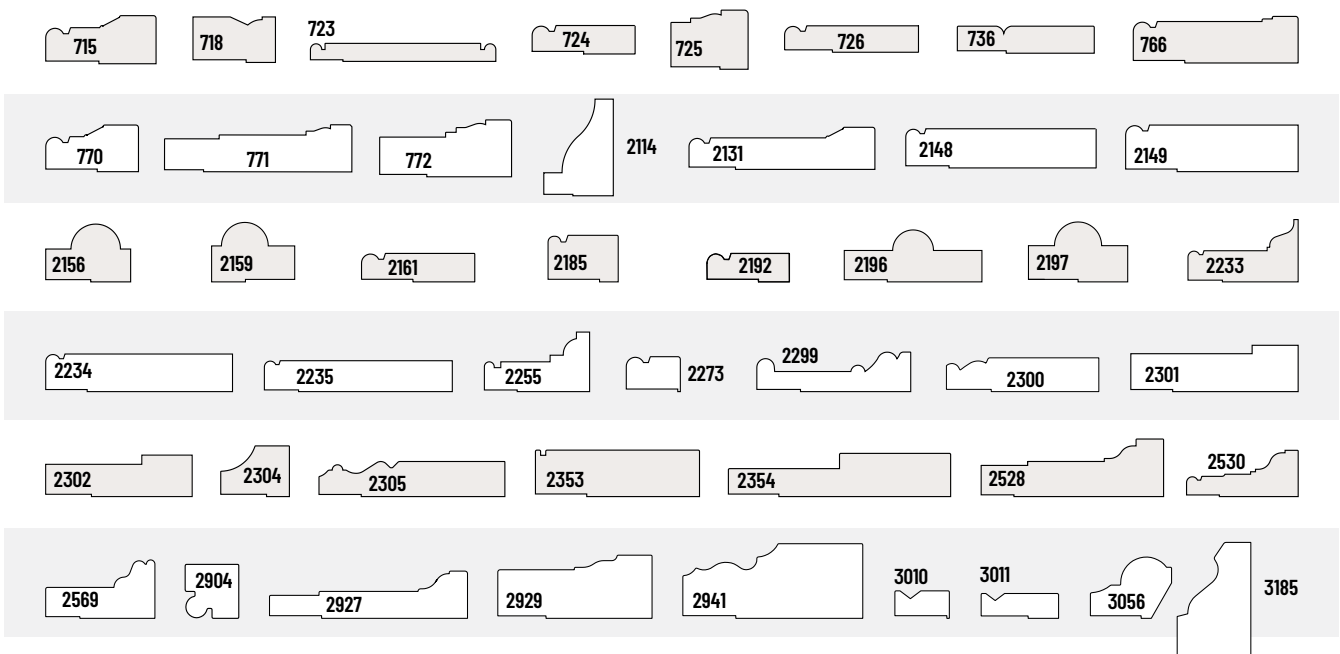
With Norwood, your products arrive completely assembled with all casing and trim elements in place saving you time and expense at the job site. Ask your dealer about these classic profiles as well as an invitation to create your own.

EXTERIOR CASINGS

STANDARD



NON STANDARD

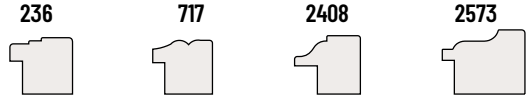




CASING OPTIONS

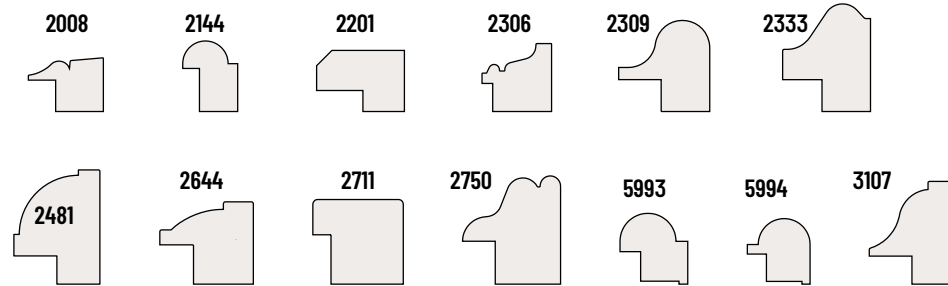
BACKBANDS Backbands are designed to mix and match with various exterior casings.

STANDARD



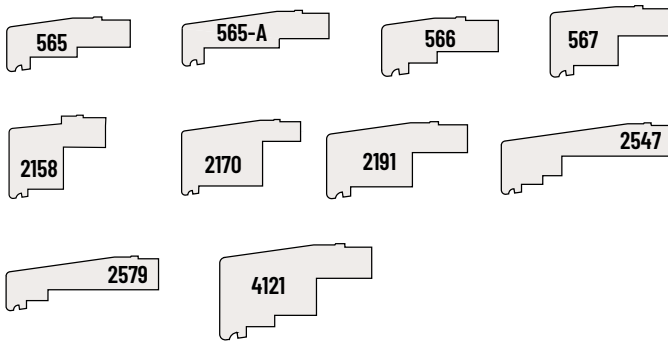
Many more options available

NON STANDARD

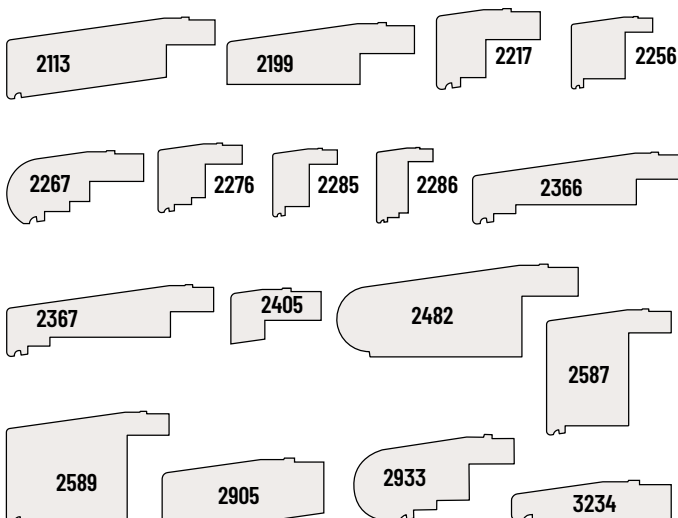


SUBSILLS

STANDARD

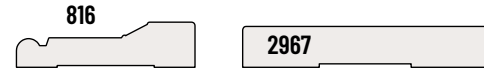


NON STANDARD

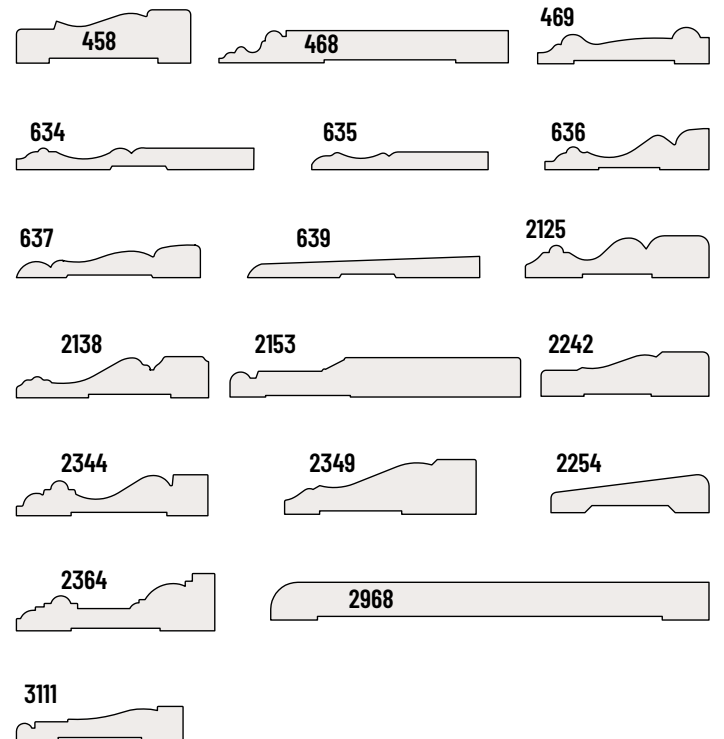


INTERIOR CASINGS

STANDARD



NON STANDARD



CLAD CASINGS & SUBSILLS COMBINED

SUBSILL



567

COMBINED



544

567

CASINGS



544

SUBSILL



566

COMBINED



544

566

CASINGS



544



600

567



600



718

567



718



2278

567



2278



600

566



718

566



2278

566



600



718



2278

CLAD CASING OPTIONS

NOTE: Curved clad casings are not available at this point in time.



AP600



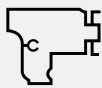
AP718



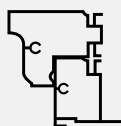
AP2278



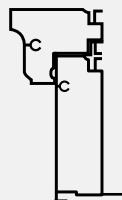
AP544



AP2573
Backband

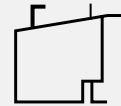


AP2278 w/
AP2573 Backband

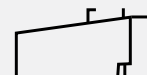


AP544 w/
AP2573 Backband

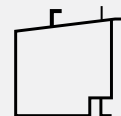
CLAD SUBSILLS



AP566



AP565A



AP567

DECORATIVE GLAZING OPTIONS

Here are many of the most popular options. If you don't see what you're looking for we'll find it for you.



OBSCURE



BAROQUE



RAIN




SEED



GLUE CHIP



WATER




SOLAR BRONZE



SOLAR GREY



HAMMERED



GREYLITE

Create your own design for us to follow.



Solar Grey, Glue Chip and Baroque glass with Bright Brass and Patina Caming Silver Caming also available.

Take divided lite detailing to another level with Leaded Lites.

Norwood brings traditional stained glass detailing into the 21st century with authentic style Leaded Lites. Today's version is a high-tech, energy-efficient 'glass sandwich' with continuous glazing and applied Leaded grilles both within the sealed unit and on the exterior. You can request Leaded Lites in any Norwood product.



This design features, Clear Beveled, Cotswald and Glue Chip glass with Patina Lead Caming.



ENVIRONMENTALLY FRIENDLY

Preserving our planet is not only our responsibility, it's our priority.

In the window and door industry, much of what we do relies heavily upon the consumption of natural resources.

As such, Norwood places a strong emphasis on reducing our environmental impact through the development and implementation of green manufacturing and disposal processes.

- **Scrap wood either unused or unsuitable for use in our premium windows and doors is put to good use in heating 40% of our manufacturing facility**
- **All products are built with sustainably-harvested lumber**
- **Any excess or broken glass is collected and returned to our supplier for immediate recycling**
- **Sawdust, an often troublesome byproduct of our business, is collected in silos, compressed and re-purposed to heat our dry lumber kilns**
- **All cardboard and paper waste associated with our operations is recycled on a weekly basis.**

All of our premium doors and windows are manufactured to exacting standards of energy efficiency to ensure your home preserves heat in the winter and cold in the summer... like it's supposed to. Norwood windows and doors also carry an NFRC rating to assist homeowners and homebuilders in choosing products that will help their structure qualify for LEED certification. The Leadership in Energy and Environmental Design certification (LEED) is the nationally accepted benchmark for the design, construction and operation of high-performance, environmentally responsible buildings.



Norwood is proud to be a contributor in helping today's environmentally conscious contractors and homeowners have an immediate and measurable environmental impact through the construction of greener homes and buildings.

ENERGY SAVING


Low-E Coating and Argon Gas save on energy and reduce interior fading.

Low-E (low emissive) coating is a thin, metallic film that is practically invisible to the naked eye. Argon Gas is a harmless, odourless, colourless gas from natural sources, with a higher insulation value than air. Together, they make your home cooler in the summer, warmer in the winter and they reduce the harmful ultra-violet rays that can fade your interior surfaces. The insulating values of this popular Low-E Argon combo also reduce fuel consumption – good for the wallet and good for the environment.



Make double-glazed sealed units perform like triple-glazed.

Low-E coating forms a barrier to long-wavelength energy only. The sun's rays are short-wavelength radiation and easily pass through the window while the longer wavelengths of more harmful U-V rays are significantly reduced. Much of this solar energy is absorbed into the structure and furnishings, but the rest is re-radiated inside the house as long-wavelength energy.



TRIPLE GLAZE INSULATED

For increased energy performance and soundproofing, triple-glazed glass is the right choice.

Your heating and cooling systems also make long-wavelength energy. Uncoated glass absorbs most of this long-wavelength energy and re-radiates it to the outdoors. Low-E coating significantly reduces that thermal loss. The smaller amount of re-radiated energy that does make it out through the interior coated glass is then impeded by the Argon Gas inside the unit to help keep you warmer in the winter and cooler in the summer. Please note that Low-E Coating is not available in some decorative glazing. Ask for details.

* Triple-glazed glass available upon request

Norwood introducing innovative glass solutions for the home by Guardian ClimaGuard®

ClimaGuard® 70/36 residential window glass blocks nearly twice as much harmful UV rays as clear glass, extending the life of woodwork, carpets and furnishings, while still allowing plenty of natural sunlight to brighten interior spaces. For northern zones, ClimaGuard® 80/70 takes full advantage of solar heat gain.

CLIMAGUARD IS-20

ClimaGuard IS Low-E glass products are engineered to have the one characteristic window manufacturers and homeowners need most - lower U-values. Designed to be used on the interior surface of double-glazed or triple-glazed windows with Low-E, ClimaGuard IS glass will provide a lower U-value to increase comfort and improve energy savings. ClimaGuard IS-20 can help many windows meet new energy codes.

NORWOOD

WINDOWS & DOORS



≡
Never
Ordinary

Norwood products are shipped assembled with all casing components in place saving you time and money at the job site.



**A Division of
West-Wood
Industries**
249 Parker Road
Scoudouc
New Brunswick
Canada E4P 3P8
Toll Free
1.800.534.0908
T 506.532.0908
F 506.533.2505



norwoodwindows.ca

All specifications indicated in this brochure are subject to change without notice. Printed in Canada.